



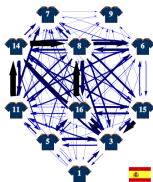
# Configurations on the Pitch

— Soccer Analytics Project —

Ulrik Brandes

Sven Kosub

Department of Computer & Information Science  
University of Konstanz



Soccer Analytics Project  
Summer 2014 (23 April 2014)



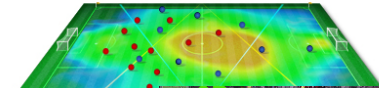


# performance measurement





# player tracking technology



3D

00:14.05  
00:06.10

VISA VISA

14 HERNANDEZ

SOBREMARQUE GARCIA  
MATEO SUAREZ  
MATEO SUAREZ  
MATEO SUAREZ  
MATEO SUAREZ

TC: 17.09.20.22

3D frame. Stop point

17.09.20.22

Player	Team	Position	Age	Height	Weight	Goalkeeping	Number	Color
SOBREMARQUE GARCIA	Spain	Striker	28	180	75	0	14	Red
MATEO SUAREZ	Spain	Midfielder	28	180	75	0	15	Red
MATEO SUAREZ	Spain	Midfielder	28	180	75	0	16	Red
MATEO SUAREZ	Spain	Midfielder	28	180	75	0	17	Red





# player tracking

## NBA Stats



### Catch and Shoot

[View All](#)

**Catch and Shoot:** Statistics related to any jump shot outside of 10 feet where a player possessed the ball for 2 seconds or less and took no dribbles.



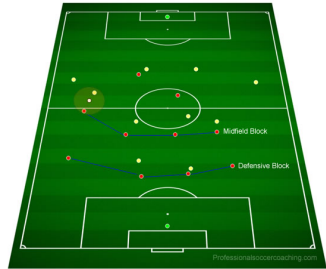
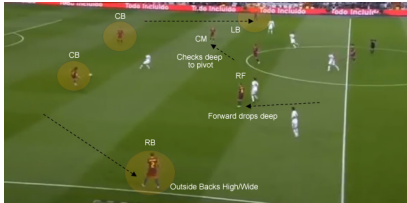
Player	Catch and Shoot PPG	Catch and Shoot 3FGM Per Game	Total Catch and Shoot PTS
1. <a href="#">Kevin Durant</a>	12.0	3.0	24
2. <a href="#">JJ Redick</a>	9.5	2.5	19
3. <a href="#">Klay Thompson</a>	8.5	2.5	17
4. <a href="#">Mike Miller</a>	6.0	2.0	12
5. <a href="#">Nene</a>	12.0	0.0	12





# player configurations

## project goals



system to analyze tracking and event data to

- ▶ track player formations
- ▶ identify passing *opportunities*
- ▶ compare against passes
- ▶ display results





# project organization

- today      assemble teams
- May 7      task analysis and risk assessment,  
including data sources
- May 14     project plan,  
including milestones
- July 7–11  project presentations,  
including documentation

